


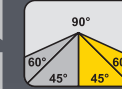


STANDARD




PP 362 GA CNC

302	3660x27x0,9
362	4400x34x1,1
502	5370x41x1,3



41x1,3
34x1,1
27x0,9

OPTIONS



PP 362 GA, PP 362 G-CNC

	90°	+45°	+60°
●	360	305	215
■	360	305	215
■	430x360	305x360	215x360

⚡	400 V, 3 kW
⚙️	12-115 m/min.
📏	2170x2290x1820
⚖️	1650 kg

PP 302 GA, PP 302 G-CNC

	90°	+45°	+60°
●	305	255	175
■	305	255	175
■	360x305	255x305	175x305

⚡	400 V, 2,2 kW
⚙️	10-100 m/min.
📏	1800x2040x1650
⚖️	1200 kg

PP 502 GA, PP 502 G-CNC

	90°	+45°	+60°
●	450	340	230
■	450	340	230
■	500x435	450x340	450x230

⚡	400 V, 4 kW
⚙️	12-100 m/min.
📏	2800x2320x2000
⚖️	2200 kg