

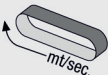








ART.	Codice Code	 WATT	 RPM	 mt/sec.	 mm x mm	 mm x mm	 mm	 Kg
------	----------------	--	---	---	--	---	--	--

# TECHNICAL FEATURES

(three-phase motor V400-Hz50 - single-phase motor V230-Hz50)


575	8.26.50.30	3.000 	2.800	30	2.000x75	460x100	60	79
574	8.26.50.20	2.200 	2.800	30	2.000x75	460x100	60	79




Emergency stop  
push button

**NEW!**

H 960 cm  
Increased height  
for a better and  
practical use



1-piece support  
2-belt centering device  
3-belt quick change system



4-removable chip collection box  
5-rubberized drive pulley  
6-sturdy belt tensioning system



7-working table mm 460x100  
8-mobile protection: maximum safety  
9-zirconium belt grain 60 standard fitting